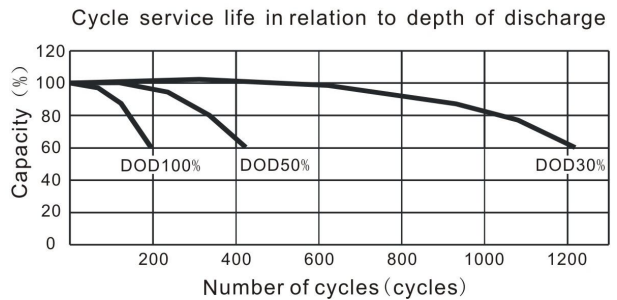
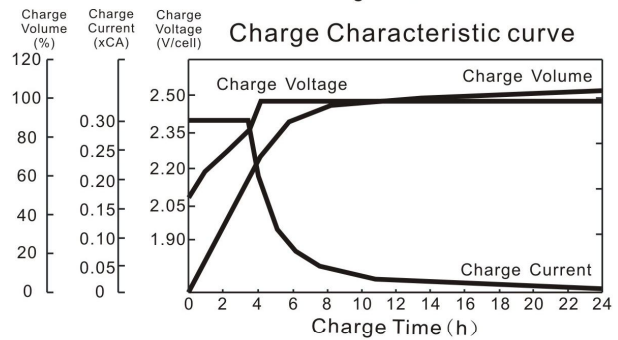
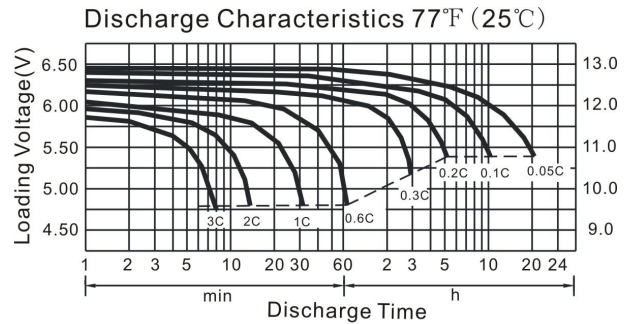


● **Specifications**

Nominal Voltage		12V
Rated Capacity 77°F(25°C) (20HR)		25.0Ah
Dimensions (mm/inch)	Length	175 (6.89)
	Width	166 (6.54)
	Height	125 (4.92)
	Total Height	128 (5.04)
Approx. Weight (kg/lbs)		8.2 (18.08)
Terminal		T10

● **Characteristic**

Capacity 77°F(25°C)	20HR (1.25A)	25.0Ah
	10HR (2.33A)	23.3Ah
	5HR (4.25A)	21.3Ah
	1HR (15.3A)	15.3Ah
	15 min rate (46.3A)	11.6Ah
Internal Resistance	Full Charged Battery 77°F(25°C)	Approx. 12mΩ
Temperature dependence of capacity (20HR)	104°F(40°C)	105%
	77°F(25°C)	100%
	32°F(0°C)	85%
	-4°F(-20°C)	60%
Self-Discharge 68°F(20°C) (Capacity after)	3 months	90%
	6 months	80%
	12 months	60%
Max. Discharge Current, 77°F(25°C)		375A(5s)
Floating design life, 77°F(25°C)		6 years
Constant Voltage Charge, 77°F(25°C)	Cycle	14.5~14.9V(-24mV/°C) max. current: 7.5 A
	Float	13.6~13.8V(-18mV/°C)



Constant Current Discharge Characteristics (A), 77°F(25°C)

F.V/TIME	5min	10min	15min	30min	60min	2H	3H	5H	8H	10H	20H
1.60V/cell	95.0	60.0	46.3	25.00	15.82	8.93	6.53	4.40	2.93	2.40	1.28
1.70V/cell	90.3	57.0	44.2	23.90	15.25	8.58	6.38	4.33	2.90	2.38	1.27
1.75V/cell	88.5	55.8	43.4	23.40	14.98	8.43	6.25	4.25	2.85	2.33	1.26
1.80V/cell	86.8	54.5	42.6	22.95	14.73	8.28	6.15	4.18	2.83	2.30	1.25

Constant Wattage Discharge Characteristics (Watt), 77°F(25°C)

F.V/TIME	5min	10min	15min	30min	60min	2H	3H	5H	8H	10H	20H
1.60V/cell	172.5	110.0	85.5	46.67	29.80	16.95	12.50	8.50	5.73	4.73	2.55
1.70V/cell	165.5	105.5	82.5	45.00	28.98	16.43	12.33	8.43	5.70	4.70	2.54
1.75V/cell	163.8	104.0	81.7	44.45	28.70	16.30	12.20	8.35	5.65	4.65	2.52
1.80V/cell	162.0	102.7	80.9	44.00	28.48	16.13	12.10	8.28	5.60	4.60	2.50