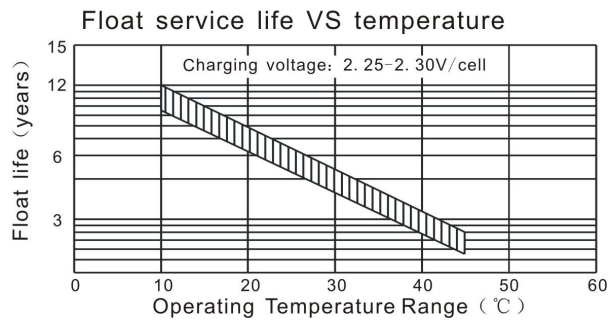
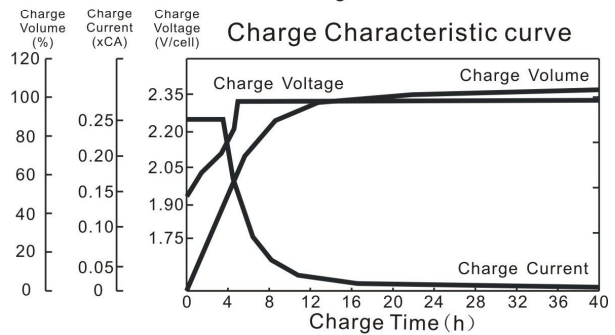
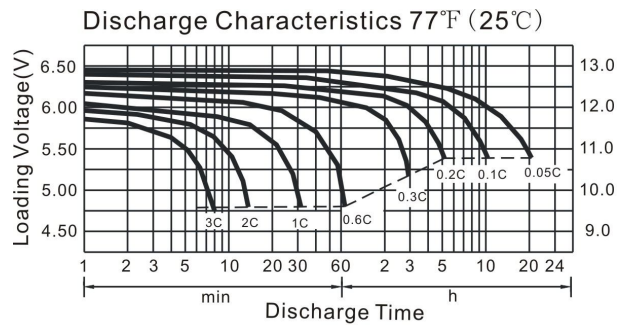


● **Specifications**

Nominal Voltage		12V
Rated Capacity 77°F(25°C) (10HR)		45.0Ah
Dimensions (mm/inch)	Length	197 (7.76)
	Width	165 (6.50)
	Height	170 (6.69)
	Total Height	170 (6.69)
Approx. Weight (kg/lbs)		13.5 (29.76)
Terminal		T4/T11

● **Characteristic**

Capacity 77°F(25°C)	20HR (2.385A)	47.7Ah
	10HR (4.500A)	45.0Ah
	5HR (7.650A)	38.3Ah
	1HR (24.75A)	24.8Ah
	15 min rate (78.75A)	19.7Ah
Internal Resistance	Full Charged Battery 77°F(25°C)	Approx. 8mΩ
Temperature dependence of capacity (10HR)	104°F(40°C)	102%
	77°F(25°C)	100%
	32°F(0°C)	85%
	5°F(-15°C)	65%
Self-Discharge 68°F(20°C) (Capacity after)	3 months	90%
	6 months	80%
	12 months	60%
Max. Discharge Current, 77°F(25°C)		360A(5s)
Floating design life, 77°F(25°C)		10 years
Constant Voltage Charge, 77°F(25°C)	Cycle	14.4~14.7V(-24mV/°C) max. current:11.25 A
	Float	13.6~13.8V(-18mV/°C)



Constant Current Discharge Characteristics (A), 77°F(25°C)

F.V/TIME	5min	10min	15min	30min	60min	2H	3H	5H	8H	10H	20H
1.60V/cell	153.0	99.0	78.7	45.0	26.1	16.21	11.95	8.08	5.40	4.70	2.45
1.70V/cell	145.3	94.1	75.2	43.1	25.2	15.60	11.68	7.93	5.34	4.64	2.43
1.75V/cell	138.6	88.2	73.9	42.2	24.8	15.30	11.45	7.79	5.24	4.57	2.41
1.80V/cell	130.1	81.5	72.6	41.3	24.4	15.04	11.25	7.65	5.18	4.50	2.39

Constant Wattage Discharge Characteristics (Watt), 77°F(25°C)

F.V/TIME	5min	10min	15min	30min	60min	2H	3H	5H	8H	10H	20H
1.60V/cell	271.5	179.8	144.3	82.8	48.3	30.27	22.51	15.35	10.35	9.16	4.79
1.70V/cell	260.5	172.5	139.1	80.0	47.1	29.37	22.19	15.20	10.32	9.11	4.78
1.75V/cell	250.7	163.2	137.9	79.1	46.7	29.07	21.95	15.05	10.21	9.07	4.78
1.80V/cell	229.9	152.1	136.7	78.2	46.3	28.82	21.75	14.92	10.18	9.00	4.77