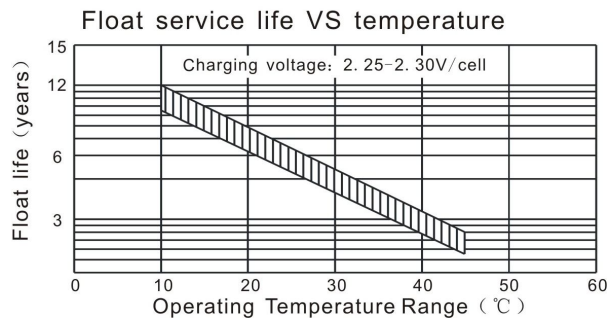
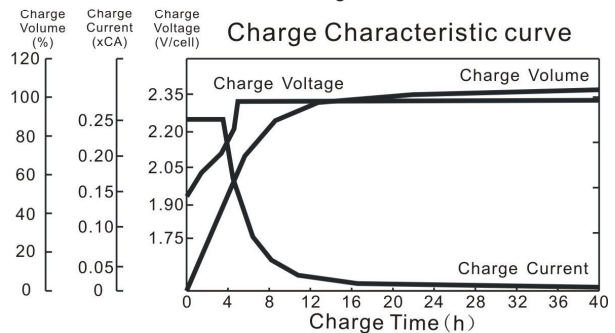
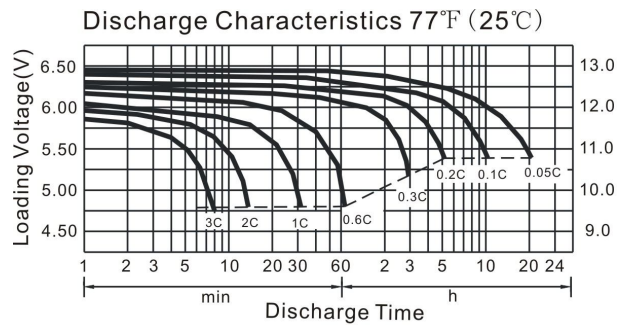


● **Specifications**

Nominal Voltage		12V
Rated Capacity 77°F(25°C) (10HR)		150.0Ah
Dimensions (mm/inch)	Length	485 (19.09)
	Width	172 (6.77)
	Height	240 (9.45)
	Total Height	240 (9.45)
Approx. Weight (kg/lbs)		41.8 (92.15)
Terminal		T9/T13

● **Characteristic**

Capacity 77°F(25°C)	20HR (7.95A)	159.0Ah
	10HR (15.0A)	150.0Ah
	5HR (25.5A)	127.5Ah
	1HR (82.5A)	82.5Ah
	15 min rate (262.5A)	65.6Ah
Internal Resistance	Full Charged Battery 77°F(25°C)	Approx. 3.8mΩ
Temperature dependence of capacity (10HR)	104°F(40°C)	102%
	77°F(25°C)	100%
	32°F(0°C)	85%
	5°F(-15°C)	65%
Self-Discharge 68°F(20°C) (Capacity after)	3 months	90%
	6 months	80%
	12 months	60%
Max. Discharge Current, 77°F(25°C)		1200A(5s)
Floating design life, 77°F(25°C)		10 years
Constant Voltage Charge, 77°F(25°C)	Cycle	14.4~14.7V(-24mV/°C) max. current: 37.5 A
	Float	13.6~13.8V(-18mV/°C)



Constant Current Discharge Characteristics (A), 77°F(25°C)

F.V/TIME	5min	10min	15min	30min	60min	2H	3H	5H	8H	10H	20H
1.60V/cell	510.0	330.0	262.5	150.0	87.1	54.04	39.84	26.93	18.00	15.64	8.18
1.70V/cell	484.5	313.5	250.7	143.4	84.0	51.98	38.93	26.43	17.82	15.49	8.10
1.75V/cell	462.0	294.0	246.2	140.4	82.5	51.00	38.16	25.95	17.45	15.23	8.03
1.80V/cell	433.5	271.5	241.8	137.7	81.2	50.11	37.50	25.50	17.25	15.00	7.95

Constant Wattage Discharge Characteristics (Watt), 77°F(25°C)

F.V/TIME	5min	10min	15min	30min	60min	2H	3H	5H	8H	10H	20H
1.60V/cell	905.2	599.5	481.2	276.3	161.2	100.8	75.03	51.16	34.50	30.51	15.95
1.70V/cell	868.1	574.8	463.7	266.6	156.8	97.89	74.00	50.66	34.45	30.48	15.93
1.75V/cell	835.5	543.9	459.5	263.4	155.4	96.90	73.14	50.16	34.02	30.21	15.92
1.80V/cell	791.1	506.9	455.4	260.6	154.2	96.06	72.50	49.73	33.93	30.00	15.90