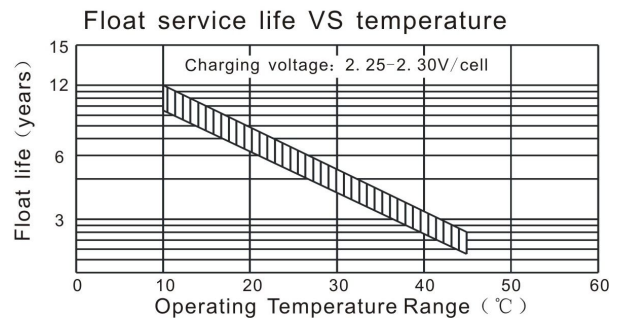
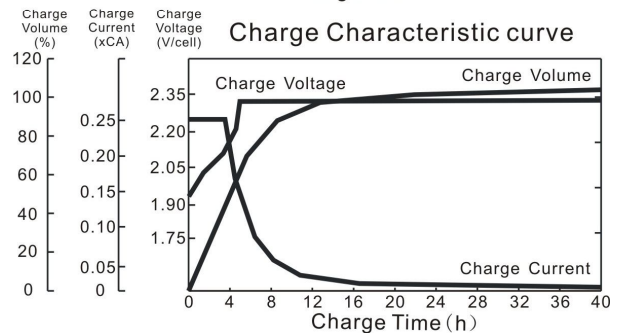
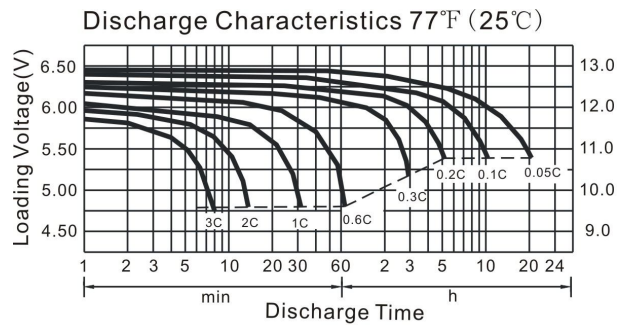


● Specifications

Nominal Voltage		12V
Rated Capacity 77°F(25°C) (10HR)		250.0Ah
Dimensions (mm/inch)	Length	520 (20.47)
	Width	268 (10.55)
	Height	220 (8.66)
	Total Height	238 (9.37)
Approx. Weight (kg/lbs)		68.5 (151.02)
Terminal		T9/T13

● Characteristic

Capacity 77°F(25°C)	20HR (13.25A)	365.0Ah
	10HR (25.00A)	250.0Ah
	5HR (42.50A)	212.5Ah
	1HR (137.5A)	137.5Ah
	15 min rate (437.5A)	109.4Ah
Internal Resistance	Full Charged Battery 77°F(25°C)	Approx. 2.6mΩ
Temperature dependence of capacity (10HR)	104°F(40°C)	102%
	77°F(25°C)	100%
	32°F(0°C)	85%
	5°F(-15°C)	65%
Self-Discharge 68°F(20°C) (Capacity after)	3 months	90%
	6 months	80%
	12 months	60%
Max. Discharge Current, 77°F(25°C)		2000A(5s)
Floating design life, 77°F(25°C)		10 years
Constant Voltage Charge, 77°F(25°C)	Cycle	14.4~14.7V(-24mV/°C) max. current: 62.5 A
	Float	13.6~13.8V(-18mV/°C)



Constant Current Discharge Characteristics (A), 77°F(25°C)

F.V/TIME	5min	10min	15min	30min	60min	2H	3H	5H	8H	10H	20H
1.60V/cell	850.0	550.0	437.5	250.0	145.2	90.07	66.40	44.88	30.00	26.08	13.63
1.70V/cell	807.5	522.5	417.8	239.0	140.0	86.63	64.88	44.05	29.70	25.82	13.50
1.75V/cell	770.0	490.0	410.3	234.0	137.5	85.00	63.60	43.25	29.08	25.38	13.38
1.80V/cell	722.5	452.5	403.0	229.5	135.3	83.53	62.50	42.50	28.75	25.00	13.25

Constant Wattage Discharge Characteristics (Watt), 77°F(25°C)

F.V/TIME	5min	10min	15min	30min	60min	2H	3H	5H	8H	10H	20H
1.60V/cell	1508.8	999.3	800.0	460.5	268.7	168.1	125.1	85.28	57.50	50.85	26.58
1.70V/cell	1446.8	958.0	772.8	444.3	261.3	163.2	123.3	84.43	57.42	50.80	26.55
1.75V/cell	1392.5	907.0	765.8	439.0	259.0	161.5	121.9	83.60	56.70	50.34	26.53
1.80V/cell	1318.5	844.8	759.0	434.3	257.0	160.1	120.8	82.88	56.55	50.00	26.50